313–1

Pin Header–Double Body Type SMT Type 2.54mm pitch

Technical Data :

Insulator Material:	High Temperature Thermoplastic,UL 94V–0
Contact :	0.635x0.635mm.
Contact Material:	copper alloy
Plating:	Au or Sn over Nickel
Current Rating :	3 Amp
Insulator resistance :	5000 Megohms min.
Dielectric withstanding :	AC 500V for 1 Minute
Operating Temperature:	–40 ℃ to +105 ℃ .
Max. processing Temp:	230 ℃ for 30–60 seconds. 260 ℃ for 10 seconds.
Mates with :	157,159,160,165,342,622,624,625



RoHS Compliant

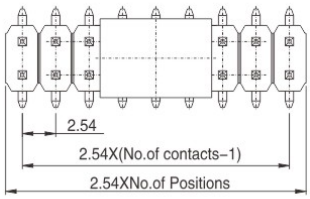

Cap option	Length
PIN < 6	L=5.00mm
PIN = 6	L=7.50mm
PIN > 6	L=8.50mm

Contact form

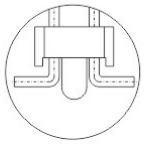

View A

Note:When the terminal code is not standard and quantity ≤ 30 Kpins

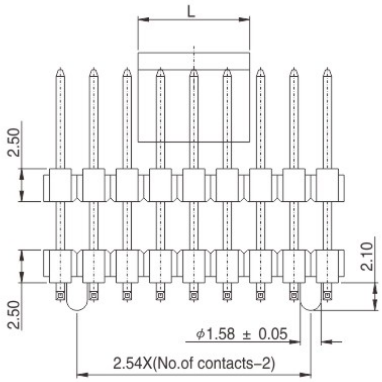

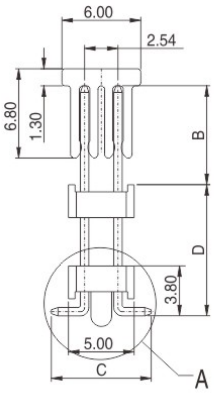

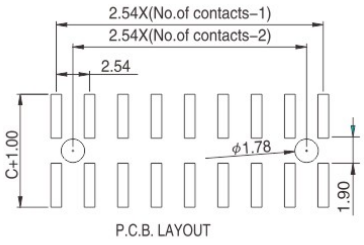

P.C.B. LAYOUT

How to order

3	1	3	–	1	–			–			–			–		–		–	
Serie–Nr.						Nr.of Contact.			Dimension			Plating			Cap		Packing		Peg

Number of contact	Code
Double Row 04–60 poles	04–60

Terminal Code	Dimension(mm)		
	B	C	D
10	3.5	7.5	7.5
20	4.8	7.5	7.0
30	6.5	7.5	9.8
XX/XX/XX	As request		
For EG.B=7.0 C=7.8 D=6.5			
Code Nr.=7.0/7.8/6.5			

Plating option	Code
Full gold flash plated	10
Tin plated	50
Selective gold flash plated	60
10u"Selective gold plated	610
15u"Selective gold plated	615
20u"Selective gold plated	620
30u"Selective gold plated	630

Pick & PLace Pad	Code
W/ Cap	1
W/O Cap	2

Packing Option	Code
Tube	1
Tape & Reel	2

Location peg	Code
W/ Location peg	10
W/O Location peg	00

W.E.